



 Machine walk behind with traction.


 Working autonomy
2 - 4 h


 Batteries
24 V / 118/195 Ah

 Working width
550 mm

 Tanks solution/recovery
53 / 56 l

 Brush diameter
2 x 285 mm

 Brush pressure
adjustable max. 32 kg

 Brush speed
370 rpm



Theoretical working capacity
2475 m² /h

Model has a 55 cm cleaning path and is equipped with two counterrotating disc brushes. jade 55 is suitable for very dirty areas which result to be very articulated. Equipped with a strong aluminium brushes base to resist against hits. The elastic couplings of the brushes supports guarantee a perfect adherence of the brushes to the floor attenuating any vibration.

Strong points :

- Solenoid valve
- Big autonomy
- Adjustable brush pressure
- Automatic disassembly of the brushes
- Traction forward and backward

Water consumption per m² = 0,0527 l


Suction width 850 mm
 Motor cepillo 600 Watt
 Traction automatic
 Maxi. gradient 10%

Suction motor 480 Watt
 Depression 120 mbar

Dimensions :
 Length 1272mm
 Height 1078mm
 Width (without squeegee) 604mm
 Weight machine (without bat) 100 Kg
 Traction motor 180 Watt

Battery compartment :
 Length 390mm
 Width 405mm
 Height 374mm

Class III
 Protection level IP 23
 Noise level 67 dB(A)



We reserve the right to make technical modifications

