



 Machine walk behind with traction


 Working autonomy
2 - 3 h


 Batteries
24 V / 110 Ah

 Working width
432 / 500 mm

 Tanks solution/recovery
40 / 45 l

 Brush diameter
432 mm - 17inch
500 mm - 20inch

 Brush pressure
adjustable max. 20 kg

 Brush speed
155 rpm



Theoretical working capacity

1720 / 2200 m² / h

Designed to optimize the quality/price ratio the RUBY 48BLT is a scrubber adapted to all types of sites. Its simplicity of design and realization, are the guarantees of reliability and facilitate all the maintenance operations. This version is available in 2 differents working width.

Strong points :

- Electrovalve
- Tanks capacity
- Adjustable brush pressure
- Battery autonomie

Suction width	770 mm
Brush motor	450 Watt
Traction	automatic
Maxi. gradient	2%
Suction motor	450 Watt
Depression	120 mbar
Movement Speed	3,5km/h


Dimensions:

Length	1169 - 1205mm
Height	1053mm
Width (without squeegee)	462 - 535mm

Battery compartment :

Length	532mm
Width	340mm
Height	295mm

Class 
 Protection level IP 23



We reserve the right to make technical modifications.

